

Finishes:

Wall Cladding Panels have been designed so that the panels can be finished anyway that is desired. Many cladded houses have been finished using modern render; panels can also be finished with textured paints etc. The picture below features a render finish



Fire Safe

Terminology should not be confused over the two major Sandwich Panel Manufacturing processes. One is injected **Polyurethane structural foam (PUR)** the process used by Ecohousing, the other is glued in place **Expanded Polystyrene foam (EPS)** termed **Polystyrene**. **Polyurethane structural foam is a thermosetting material, which means it will not melt, flow or drip when exposed to fire.** (Source: NSW Fire Brigades). **Polystyrene (EPS)** however burns very well even when fire retarded


About Polyurethane:

Polyurethane structural foam has been in use for more than 50 years to manufacture building and refrigeration panels. It is inert and has a **closed cell homogenous structure** that is fire retarded with no oxygen to carry flames whilst



EPS Panel Fire: TIP TOP BAKERY

retaining its insulation values throughout its life, it has been monitored for over 50 years without signs of deterioration. It is used in all domestic refrigerators where the freezer section is normally at minus 20°C. The insulation section is much thicker in our wall and roof panels, giving exceptionally high insulation values.





Ecohousing Building Systems
2/15 Page Street, KUNDA PARK QLD
Phone: (07) 5456 2111
Mobile: 0418 712 978
Email: bqdesign@ecohousing.com



ECO-CLADDING

INSULATED DIY CLADDING SYSTEM



The affordable, energy efficient,
modern, DIY alternative

The Eco-Cladding System:

Cladding panels are designed to meet the needs of the home owner/renovator and DIY market. Available in the same dimensions as the standard wall panels, cladding panels are **60mm** thick with a high **R3.01** rating or **80mm** thick giving a **R4.02** rating. Existing energy deficient buildings are one of the main causes of global warming, producing billions of tons of carbon dioxide emissions yearly. Encapsulating and renovating asbestos cement houses has enormous potential for saving householders tens of thousands of dollars as the renovator no longer has to remove and dispose of the asbestos.

Key Features:

- High R rating; 60mm R 3.01, 80mm R 4.02 (double industry standards)
- Energy Efficiency – Highest Star rating
- **DIY renovator job**
- Affordable way to modernise the building
- Many different finishes available
- Weather resistant
- Totally reliable thermal and acoustic continuity and performance.
- **FIRE SAFE**



60 mm Cladding Panel

Wall Cladding Panel:

Eco-Cladding wall panels have been specifically designed with the DIY market. The panels are lightweight and allow for easy fixation. There is no need to remove any existing coverings as the cladding panels simply glue and screw directly over the top of existing walls or screw onto metal top hats fastened to the walls.



This method can also be used to modernise and upgrade to energy rating values higher than new government requirements, giving huge electricity and cost savings.

Cladding panels are perfect for encapsulating energy deficient houses and old asbestos house saving thousands of dollars in removal and disposal.

Split Roof Panel:

Cladding also comes as a split roofing panel, this can be used on walls to make a feature wall or it can be used on existing roofing. The panel is a standard roof panel cut in half; it is able to be screwed directly to most existing roofs significantly reducing energy consumption required for heating and cooling upgrading the energy rating of the house. It will also seal a leaking roof whilst adding to the structural integrity of the roof and modernising the structure. The fitting of the split panel is very quick and there is no required preparation for most roofs.

Roof structural integrity is also significantly increased when using the split roof panel.

